



First Forum of University Presidents



University Presidents of the Americas

united by our
commitment to the
academic dogma
that:

Knowledge
is
Important

Knowledge is important

the academic mode of thinking:

systematic
scepticism

The idea of a University

John Henry Newman

Forum Theme

Prosperity and Education:
The Challenge of Cooperation in the Americas-
The Role of Universities

Plenary Session

The Importance of Higher Education in the
Development of the Region

Forum Theme

Prosperity and Education:
The Challenge of Cooperation in the Americas-
The Role of Universities

Plenary Session

**The Importance of Higher Education in the
Development of the Region**



First Forum of University Presidents

***Is Your University Fit for the
21st Century?***


Sir John Daniel & Stamenka Uvalić-Trumbić

Forum Theme

Prosperity and Education:
The Challenge of Cooperation in the Americas-
The Role of Universities


Plenary Session

The Importance of Higher Education in the
Development of the Region



Lester B. Pearson
Prime Minister of Canada
1963-68

"How can there be peace without people understanding each other; and how can this be if they don't know each other?"



Lester B. Pearson
Prime Minister of Canada
1963-68

*"How can there be **cooperation** without people understanding each other; and how can this be if they don't know each other?"*







The Chilean winter : 2011-13

je participe
tu participes
il participe
nous participons
vous participez
ils profitent



RETOUR
A LA NORMALE...



LA POLICE




SOY un MARXISTA
de la tendencia
de GROUCHO





Université
du
Québec

TÉLUQ
L'université. Aujourd'hui.





Gilles Boulet (Université du Québec)

Founder:
The Inter-American
Organisation for Higher
Education
(1979)

“I had observed a lack of knowledge and a deplorable lack of collaborative linkages between universities in South and North America”



Gilles Boulet (Université du Québec)

Founder:
The Inter-American
Organisation for Higher
Education
(1979)

There existed great potential for exchange between the institutions that belonged to the same continent. (But) there were not any organizations that managed these institutions as a collective group”



IESALC
**Instituto Internacional
para la Educación Superior
en América Latina y el Caribe**



Assistant Director-General for Education 2001-04



**Centre for Higher Education in Europe
Bucharest
CLOSED 2011**

Little intra-regional cooperation
in higher education compared
to other world regions



‘A vociferously
contested divide
between public and
private institutions’

88% HEIs are private
with 74% of the
country's
undergraduates





Is For-Profit Higher Education the Future? The Case of Brazil

The *non-sequitur* that
because higher
education
is a public good
it should all be provided
by the state

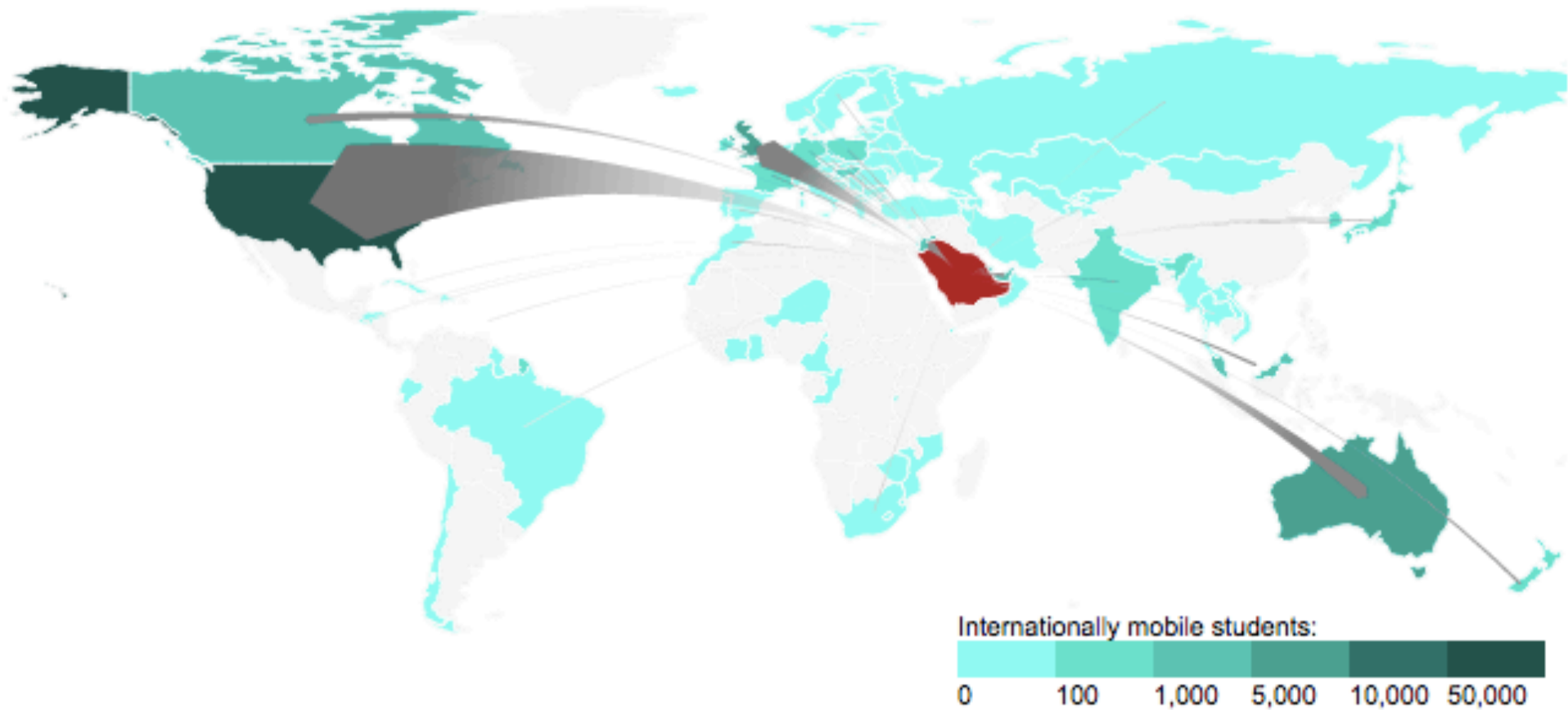




UNESCO INSTITUTE OF STATISTICS

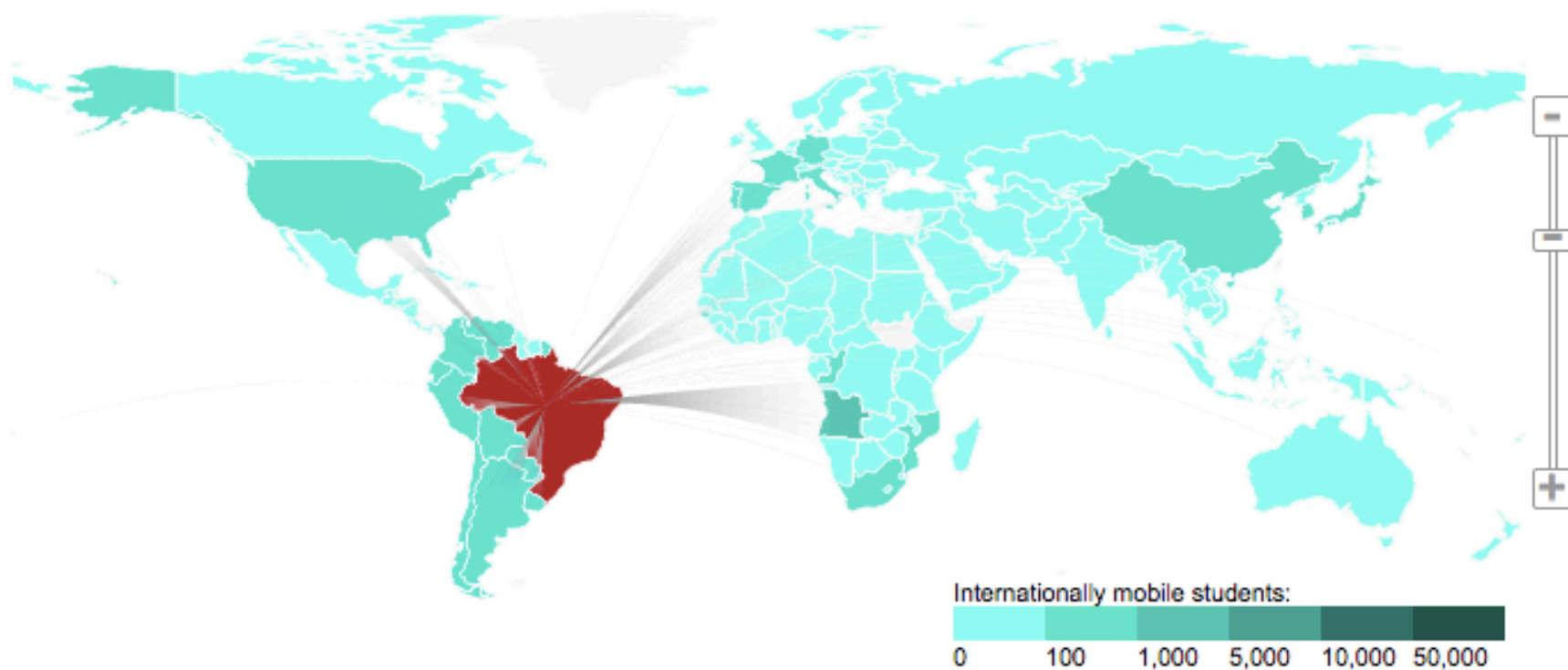
Interactive map of student mobility

<http://www.uis.unesco.org/Education/Pages/international-student-flow-viz.aspx>



Saudi Arabia

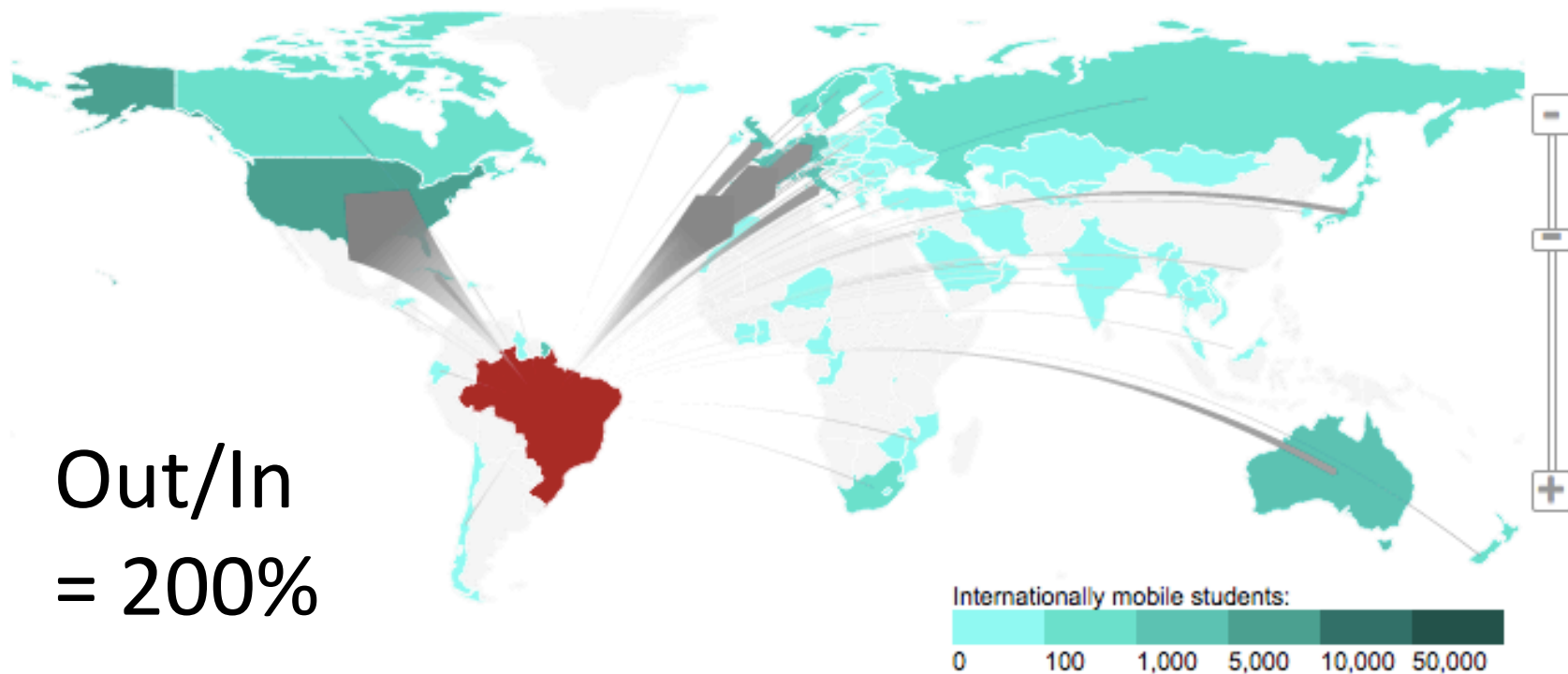
‘There are more students from Saudi Arabia studying in both Canada and the US than there are students from the rest of the Americas in either country.



Brazil

Country of origin		Destination country		Key Indicators	
Angola	1,675	United States	8,745	Students abroad:	
Guinea-Bissau	819	Portugal	5,172	Total number of mobile students abroad	30,729
Argentina	776	France	4,039	(% of total mobile students)	0.9
Paraguay	772	Germany	2,149	Outbound mobility ratio	0.4
Cabo Verde	696	Spain	1,541	Gross outbound enrolment ratio	...
Portugal	661	United Kingdom	1,301	Students hosted:	
Peru	615	Italy	1,107	Total number of mobile students hosted	15,221
United States	523	Australia	775	(% of total mobile students)	0.4
Uruguay	491	Cuba	674	Inbound mobility rate	0.2
Bolivia	427	Japan	585		
Chile	371	Switzerland	536		
Colombia	360	Canada	417		
Japan	358	Netherlands	203		
China	314	Russian Federation	200		
Italy	263	New Zealand	166		
Germany	254	Austria	140		

Out/In
= 200%



Brazil

Country of origin		Destination country		Key Indicators	
Angola	1,675	United States	8,745	Students abroad:	
Guinea-Bissau	819	Portugal	5,172	Total number of mobile students abroad	30,729
Argentina	776	France	4,039	(% of total mobile students)	0.9
Paraguay	772	Germany	2,149	Outbound mobility ratio	0.4
Cabo Verde	696	Spain	1,541	Gross outbound enrolment ratio	...
Portugal	661	United Kingdom	1,301	Students hosted:	
Peru	615	Italy	1,107	Total number of mobile students hosted	15,221
United States	523	Australia	775	(% of total mobile students)	0.4
Uruguay	491	Cuba	674	Inbound mobility rate	0.2
Bolivia	427	Japan	585		
Chile	371	Switzerland	536		
Colombia	360	Canada	417		
Japan	358	Netherlands	203		
China	314	Russian Federation	200		
Italy	263	New Zealand	166		
Germany	254	Austria	140		

Student mobility in the Americas

Number of students going out as % of those coming in:

Ecuador 330%

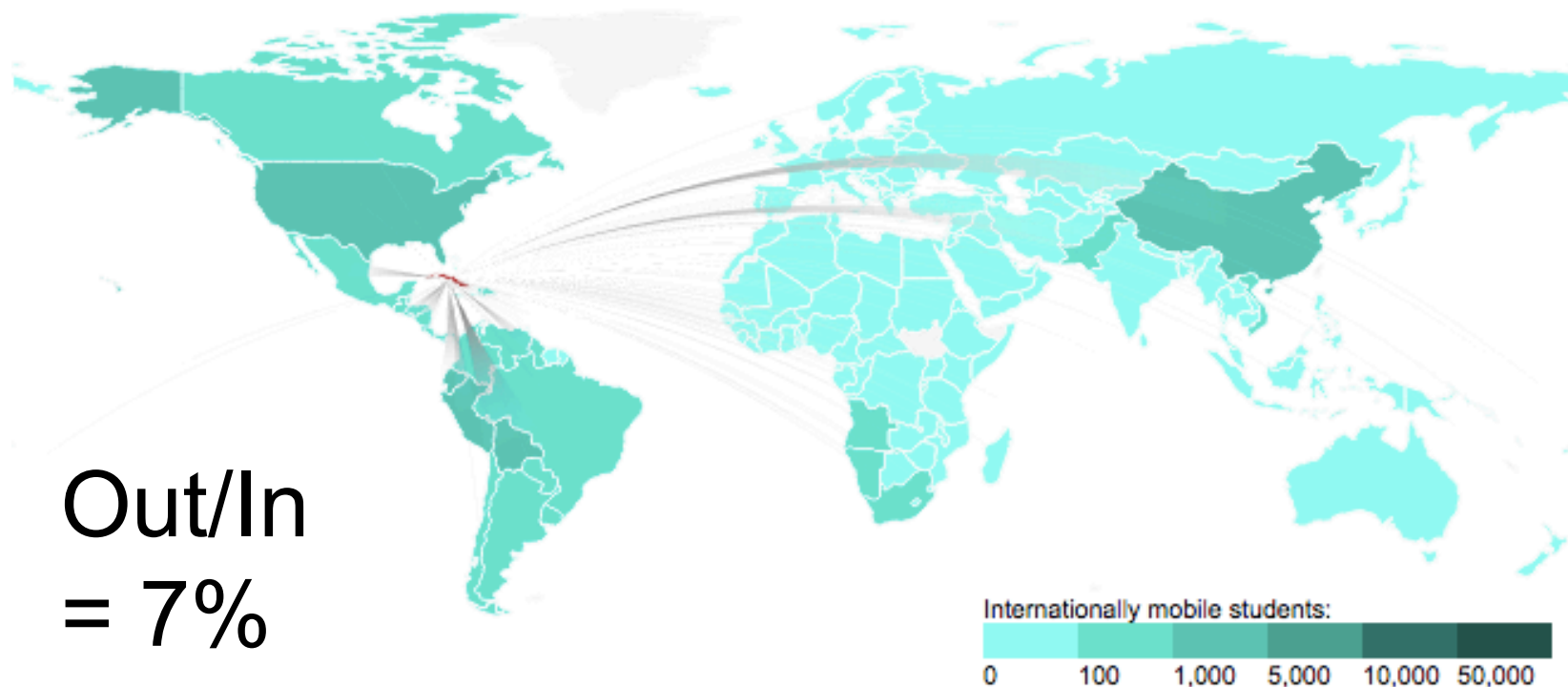
Chile 250%

Brazil 200%

Canada 37%

Cuba 7%

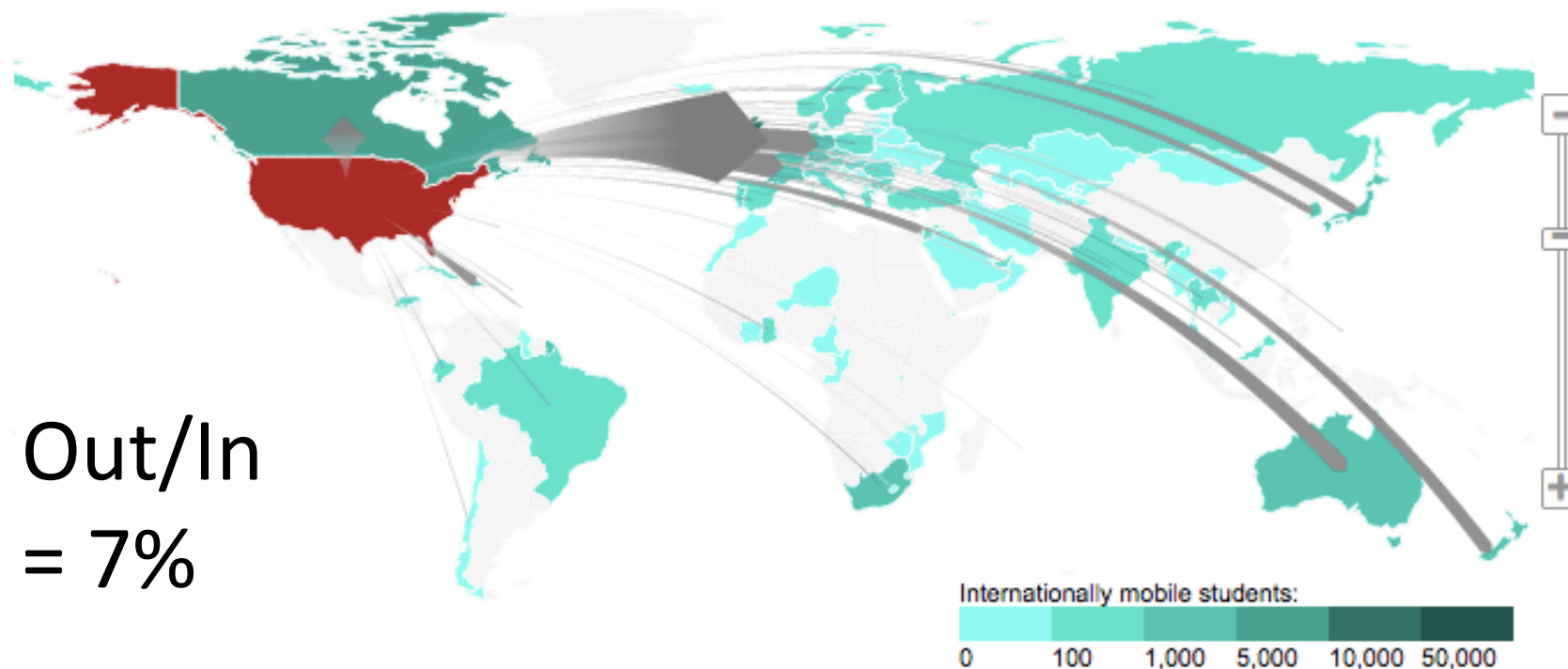
USA 7%



Cuba

Country of origin		Destination country		Key Indicators	
Bolivia	3,804	Spain	866	Students abroad:	
China	1,678	Italy	154	Total number of mobile students abroad	1,785
Ecuador	1,557	France	124	(% of total mobile students)	0.1
Peru	1,143	Brazil	97	Outbound mobility ratio	0.4
Pakistan	906	Dominican Republic	93	Gross outbound enrolment ratio	0.2
Mexico	867	Ecuador	92	Students hosted:	
Nicaragua	856	Germany	83	Total number of mobile students hosted	22,754
Honduras	803	United States	55	(% of total mobile students)	0.6
Guyana	790	Belgium	52	Inbound mobility rate	4.5
El Salvador	727	Portugal	51		
Argentina	685	Canada	45		
Brazil	674	Switzerland	43		
Angola	566	Chile	25		
Guatemala	506	Viet Nam	16		
Paraguay	501	South Africa	15		
Colombia	454	United Kingdom	12		

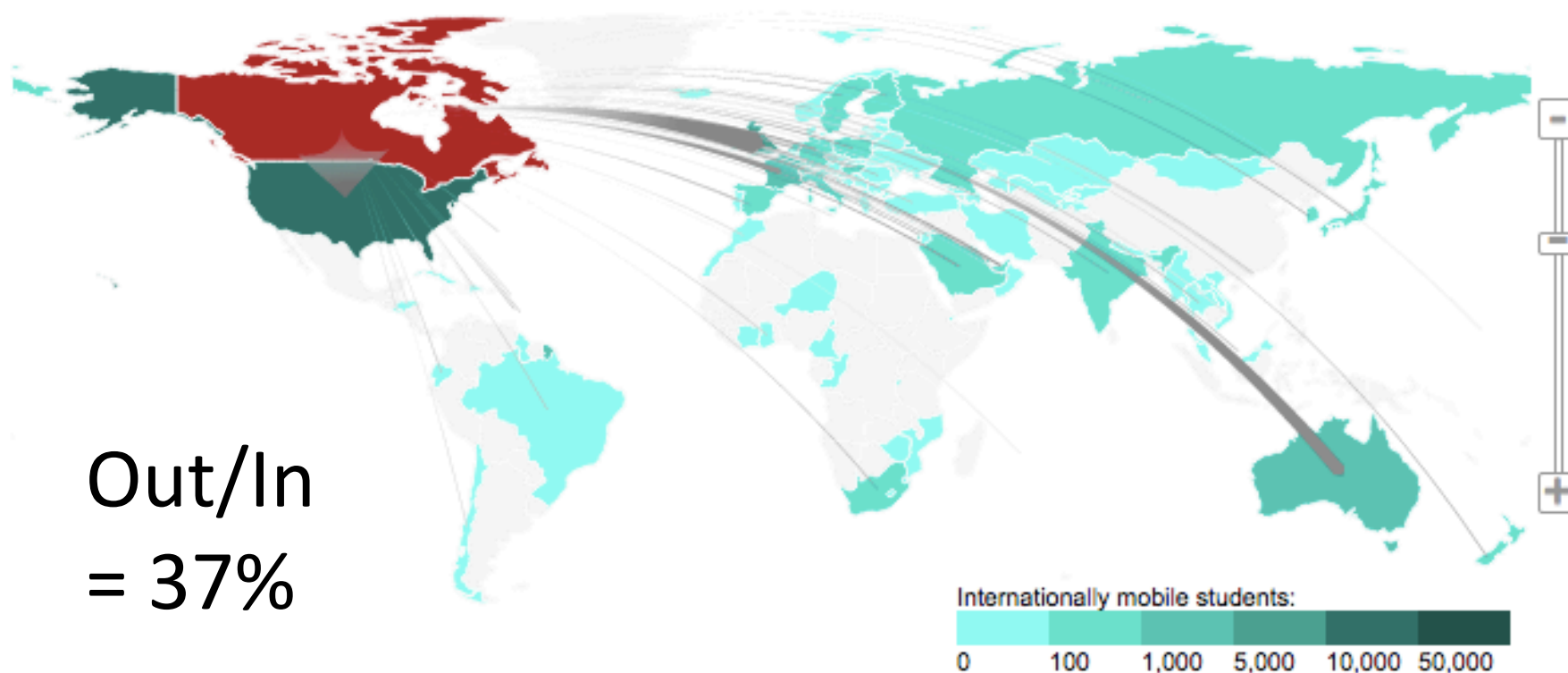
Out/In
= 7%



United States

Country of origin		Destination country		Key Indicators	
China	210,452	United Kingdom	14,810	Students abroad:	
India	97,120	Canada	7,437	Total number of mobile students abroad	58,133
Korea, Rep.	70,024	Germany	3,959	(% of total mobile students)	1.7
Saudi Arabia	33,066	France	3,872	Outbound mobility ratio	0.3
Canada	25,978	Australia	2,849	Gross outbound enrolment ratio	0.3
Japan	19,339	New Zealand	2,225	Students hosted:	
Viet Nam	15,083	Dominican Republic	1,773	Total number of mobile students hosted	740,482
Mexico	13,456	Japan	1,625	(% of total mobile students)	21.1
Turkey	11,597	Israel	1,486	Inbound mobility rate	3.5
Nepal	9,319	Korea, Rep.	1,195		
Germany	9,053	South Africa	1,156		
United Kingdom	8,897	Ireland	1,044		
Brazil	8,745	United Arab Emirates	978		
France	7,973	Poland	966		
China, Hong Kong	7,780	Switzerland	894		
Thailand	7,386	Spain	853		

Out/In
= 37%



Canada

Country of origin		Destination country		Key Indicators	
China	26,238	United States	25,978	Students abroad:	
France	8,325	United Kingdom	6,085	Total number of mobile students abroad	45,509
India	8,142	Australia	3,837	(% of total mobile students)	1.3
United States	7,437	France	1,685	Outbound mobility ratio	...
Korea, Rep.	4,218	United Arab Emirates	763	Gross outbound enrolment ratio	2.0
Saudi Arabia	3,168	Ireland	705	Students hosted:	
Iran, Islamic Rep.	2,805	Saudi Arabia	603	Total number of mobile students hosted	120,960
Nigeria	2,031	Germany	570	(% of total mobile students)	3.4
Pakistan	1,929	Poland	469	Inbound mobility rate	...
China, Hong Kong	1,566	Switzerland	468		
Trinidad and Tobago	1,485	Korea, Rep.	431		
Bangladesh	1,332	New Zealand	400		
Morocco	1,311	Japan	317		
Japan	1,311	India	243		
Mexico	1,089	Netherlands	219		
Malaysia	887	Sweden	204		



Turbulent and Testing Times for Higher Education





Turbulent and Testing Times for Higher Education

**The
Economist**

APRIL 27TH–MAY 3RD 2013

economist.com

Britain's shaky economy

Time to scrap affirmative action

Bjorn Kjos, the Viking Stelios

Iran's fake messiahs

Criminal bumblebees

Generation jobless

**The global rise of
youth unemployment**



Idle hands

1

Youth unemployment and inactivity*

By region†, 2012 or latest, m



Sources: OECD; World Bank; *The Economist*

*15-24 year olds not in education

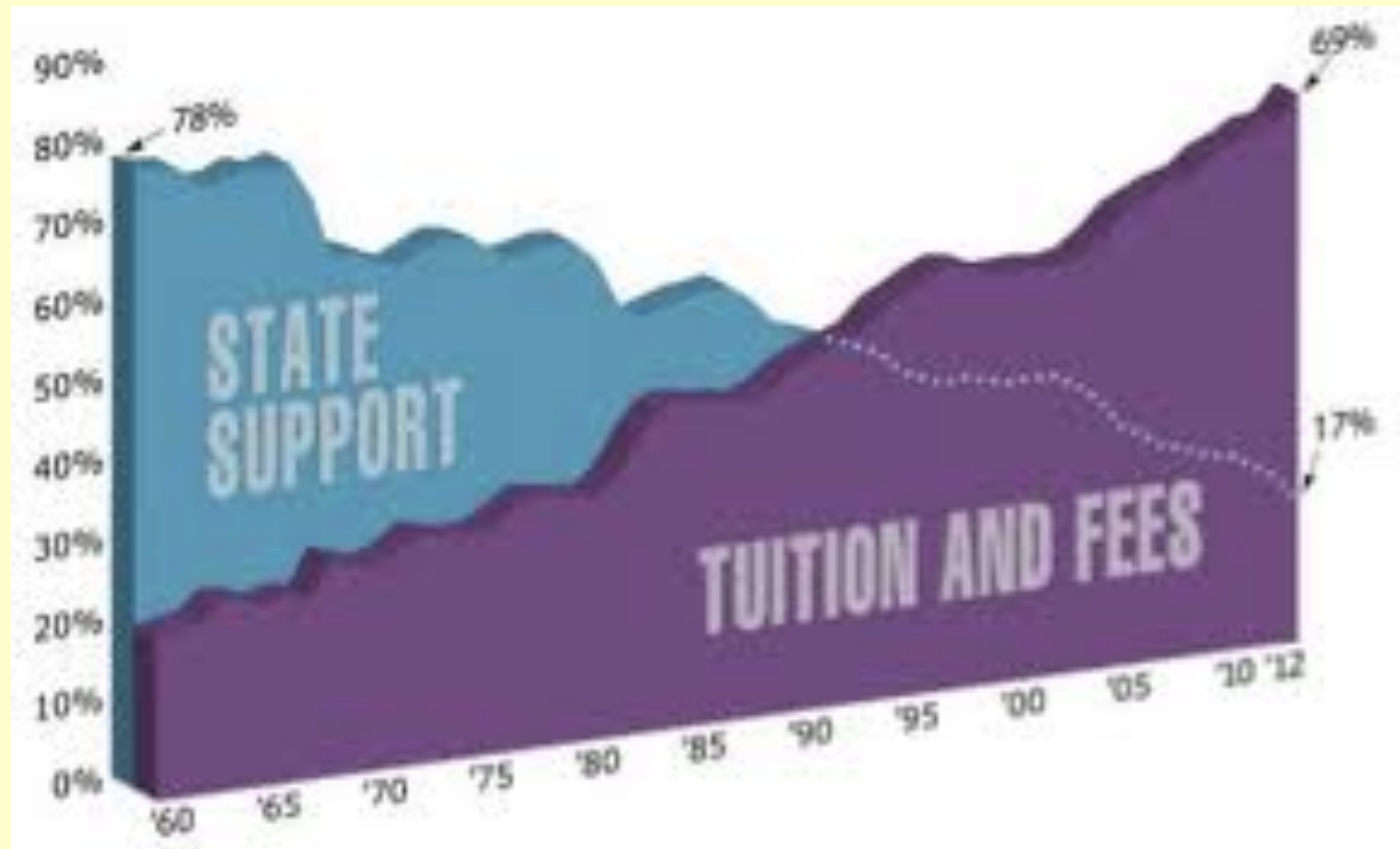
†Regions exclude OECD countries

‡Not in education or training

Cristovam Buarque



"Be rebels... You are the first generation that faces a future that is less beneficial than the ones your parents looked forward to. You are the first generation where a university diploma does not mean an automatic passport to success. You are the first generation whose diploma will be obsolete long before you retire"



The ups and downs of higher education financing in the USA



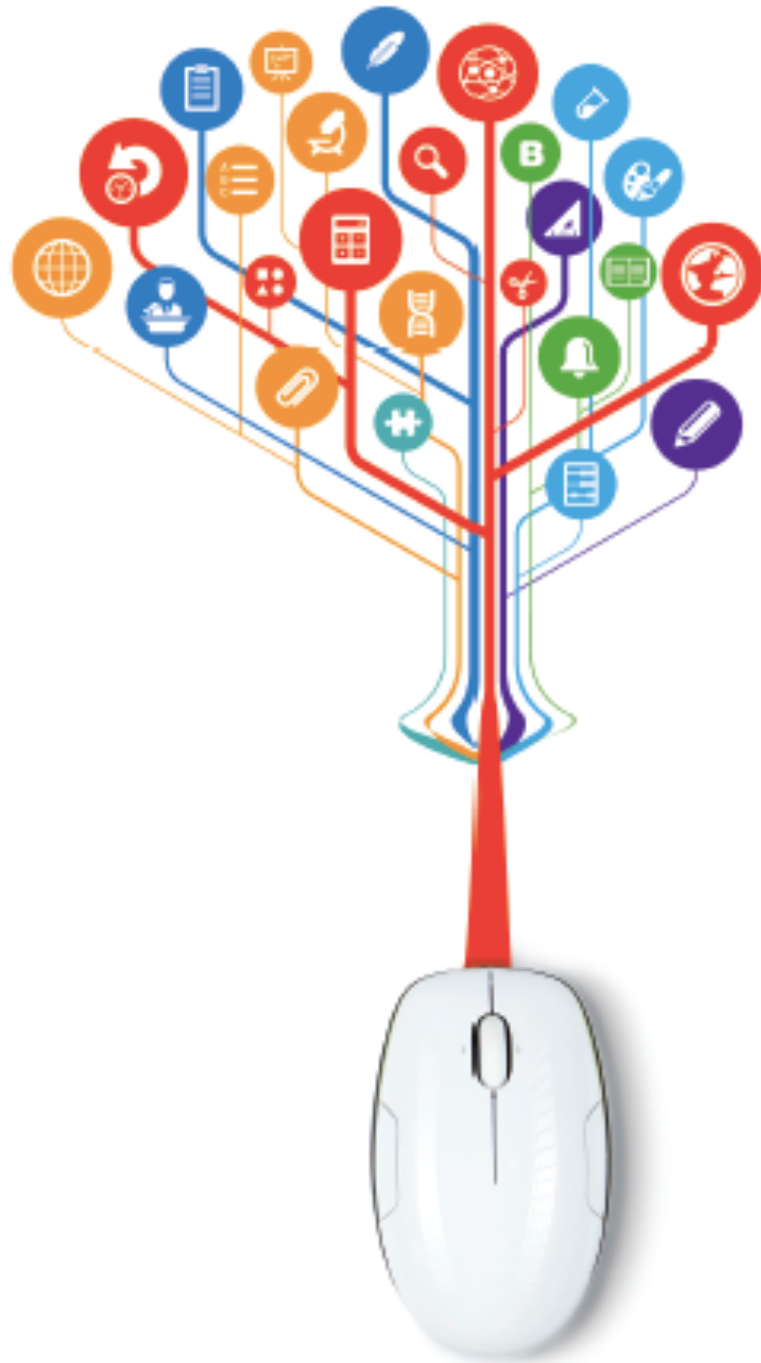
Knowledge
the new oil?

US Public Universities

In June 2013, total tuition fees discounts exceeded the total amount paid by parents. This is a 50% reduction from posted rates.



Technology is the Answer! What is the Question?



You
need
a
technology
strategy

Blended Learning





If Harvard leads, let's follow!



**Os melhores cursos universitários do
Brasil e do mundo ao alcance de todos.**

The Brazilian Ministry of Education issues
certificates, with students tested at one of
240 test centres nationwide



Future
Learn



First Forum of University Presidents

***Is Your University Fit for the
21st Century?***

Sir John Daniel & Stamenka Uvalić-Trumbić



Stamenka
Uvalić-Trumbić



Sir John Daniel

THANK YOU
MUCHAS GRACIAS
OBRIGADO

For text & slides: www.sirjohn.ca